

Strategic Plan Update 2026-2028

Medicaid Managed Care Overview

Aaron Galeener, Chief Administrative Officer

Health Plan Services

February 28, 2025



COOK COUNTY
HEALTH

Agenda

- Health Plan Services Overview
- Local and Federal Trends in Medicaid Managed Care and opportunities for 2026-2028

Health Plan Services Overview



COOK COUNTY
HEALTH

Health Plan Services Overview

Mission & Vision

Mission

As a public, provider-led health plan, we improve our members' lives by partnering with communities, supporting a vibrant safety-net, advancing health equity, and empowering providers to deliver integrated, member-centered health care.

Vision

To transform the health of our members and the communities we serve.

Fast Facts

Service Area and Market Share

- Service area is Cook County
- 34% Cook County market share

Membership:

- >413,000 Medicaid members

Network:

- 6,600 PCPs, 26,000 specialists, 70 hospitals, 150 urgent care
- 59% value based care spend

Medicaid Health Plan Rating:



Populations

Populations Served

- Family Health Program (children/families)
- Affordable Care Act Adults
- Integrated Care Program (older adults and persons with disabilities)
- Managed Long Term Services and Supports (dual eligible members with LTSS)
- Special Needs Children
- Health Benefits for Immigrant Adults/Seniors

CountyCare Member Demographics

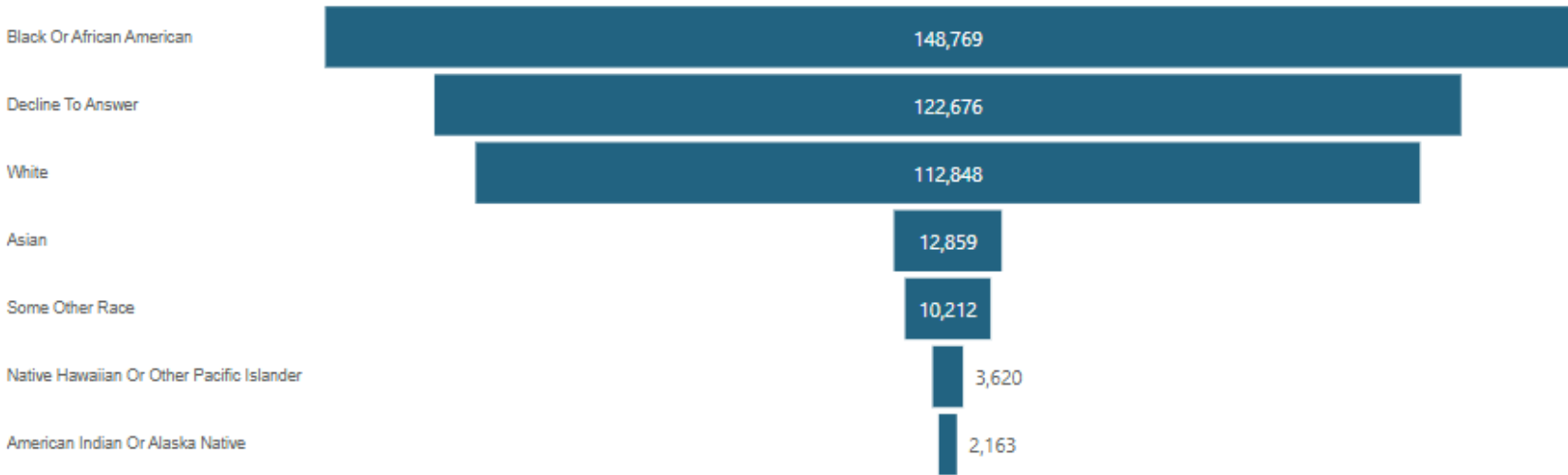
February 2025

413,147

CountyCare members

- ✓ 190,013 children (0-19)
200, 014 adults (20-64)
23,120 seniors (65+)
- ✓ 53% female, 46% male, 1% Other
- ✓ 46% Non-Hispanic/Latino
28% Hispanic/Latino

CountyCare Members by Race, February 2025



CountyCare Disease Prevalence

Disease Group	Total Unique Members	% of Health Plan
Hypertension	66,721	16.15%
COPD	49,993	12.10%
Asthma	42,789	10.36%
Diabetes	37,354	9.04%
BH	34,518	8.35%
HIV	4,416	1.07%

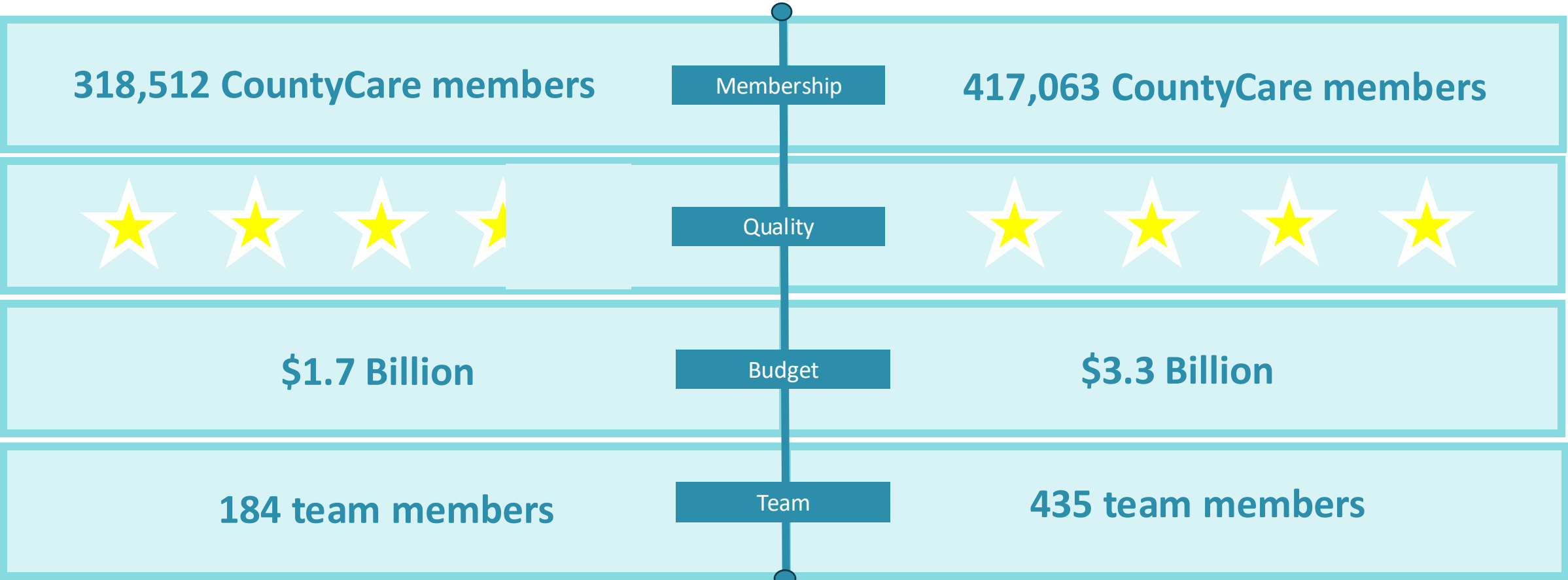
Health Plan	413,201
-------------	---------

Age Group	Total CountyCare	HIV % of Age Group	Hypertension % of Age Group	Asthma % of Age Group	COPD % of Age Group	Diabetes % of Age Group	Behavioral Health % of Age Group
0-5 years	54,321	0.02%	0.38%	8.32%	8.55%	0.17%	1.21%
6-12 years	70,059	0.03%	0.74%	13.96%	14.40%	0.71%	2.85%
13-17 years	51,367	0.06%	1.42%	8.68%	9.32%	1.10%	2.52%
18-34 years	92,662	1.18%	6.89%	9.32%	9.65%	3.35%	5.58%
35-49 years	62,632	2.14%	25.45%	10.39%	11.51%	13.07%	13.06%
50-64 years	59,220	2.68%	51.95%	11.98%	17.92%	30.23%	24.78%
65-74 years	14,225	1.93%	56.61%	9.67%	19.04%	33.46%	24.82%
75-84 years	6,221	0.69%	49.11%	5.34%	12.14%	28.13%	18.84%
85+ years	2,494	0.20%	43.10%	3.25%	10.14%	19.85%	20.65%
Grand Total	413,201	1.07%	16.15%	10.36%	12.10%	9.04%	9.00%

CountyCare 2020/2025

2020

2025



Local and Federal Trends in Medicaid Managed Care



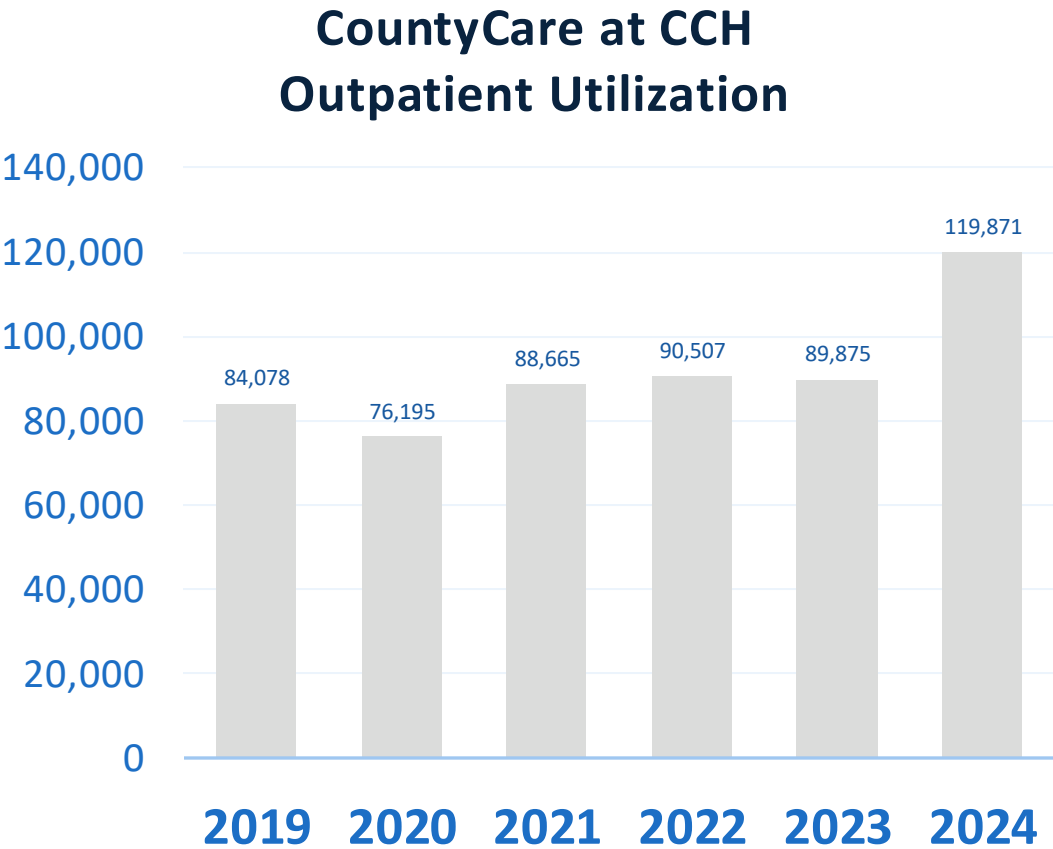
COOK COUNTY
HEALTH

Medicaid Managed Care Market, Cook County



Illinois Department of Healthcare and Family Services, November 2024 Data

Managed Care Organization	Cook County	Cook Market Share
CountyCare	416,799	34.4%
Blue Cross Blue Shield	334,811	27.6%
Meridian	258,816	21.3%
Aetna	110,544	9.1%
Molina	83,622	6.9%
YouthCare	8,087	0.7%
Total	1,212,679	100.0%



Medicaid Managed Care Market, Cook County

Medicaid Enrollment in Cook County, FY2020-FY2024

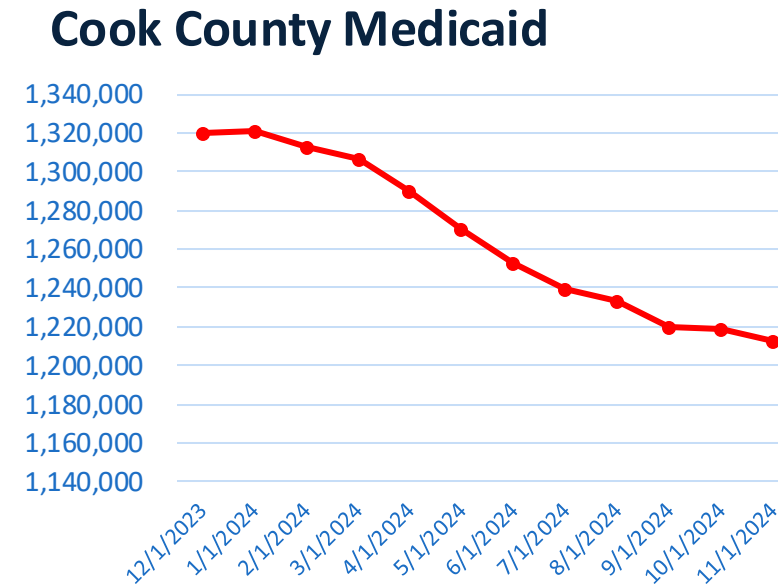
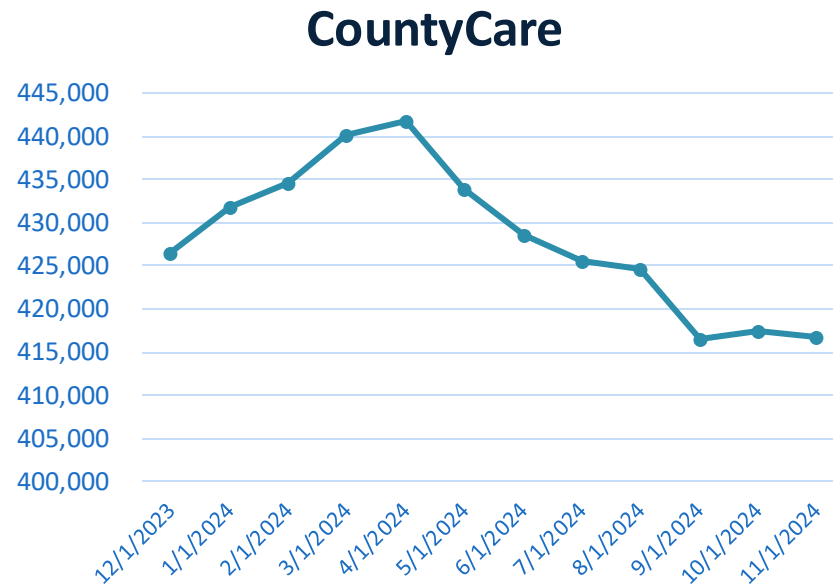
COMPREHENSIVE BENEFIT ENROLLEES	FY2020	FY2021	FY2022	FY2023	FY2024
CHILDREN	640,567	660,991	670,221	687,090	666,949
ADULTS WITH DISABILITIES	115,906	113,058	108,617	108,821	101,610
ACA	315,604	381,917	427,815	462,842	381,576
OTHER ADULTS	228,624	280,286	330,611	402,655	300,502
SENIORS	128,033	144,982	158,761	183,927	162,523

Declines in all populations between FY23-FY24 due to redetermination

Reduction in >232,000 individuals enrolled in Medicaid

Source: [Healthcare and Family Services](#), “Number of Persons Enrolled in Cook County”

Medicaid Managed Care Enrollment Trend in Cook County



CountyCare's enrollment **decreased** 0.15% in November 2024 and is lower than Cook County's **decrease** of 0.47%.



Illinois Medicaid: Looking Ahead

Challenges

- **State budget deficit and possible elimination of the Health Benefits for Immigrant Adults Program.** CountyCare currently has 16,800 members.
- **Federal match (FMAP) “trigger law” in Illinois.** Illinois is a state where Medicaid expansion quickly ends should FMAP fall below 90%.

Opportunities

- **HealthChoice Illinois Request for Proposals.** Healthcare and Family Services will be issuing its RFP for the Medicaid program.
- **1115 waiver approved to expand services covered by Medicaid,** including housing, food, non-medical transportation, and pre-release reentry services.



Federal Trends: Looking Ahead

Challenges



Threats to the Medicaid, including possible work requirements, caps, or reduction in federal match



Evolving member/patient preferences for improved experience (i.e., convenience and access)



Inequities in health outcomes due to unequal access to health-related social needs (i.e., food, housing, clothing)



Federal cuts to services that support underserved communities

Opportunities



Diversify health plan products to reduce risk and overreliance on single health plan product



Innovative delivery care models and new technologies (i.e., virtual care, hospital-at-home, in-home dialysis)



Partnerships across sectors to support members in their communities with health-related social needs



Accelerate value-based care models to drive improved outcomes, quality, and sustainability

Thank you! Questions?



COOK COUNTY
HEALTH